

Signify Classified - Internal
Cooper Lighting Solutions Photometric Lab
1121 Highway 74 South
Peachtree City, GA 30269



Scaled data based on original data using
LM-79-08 Approved Method: Electrical and Photometric Measurements of Solid-
State Lighting Products

Test Report Prepared for
Cooper Lighting Solutions
(formerly Eaton)

Brand: STREETWORKS

Report Number: P870279

Luminaire Tested: **MEM2-HSN-SA-60-840-U-T2R-HSS**

Issue Date: 09/05/2024



Test Information

Test Method: LM-79-08
Report Number: P870279
Test Lab: INNOVATION CENTER(G3)
Issue Date: 09/05/2024
Manufacturer: COOPER LIGHTING SOLUTIONS (FORMERLY EATON)
Product Line: STREETWORKS
Catalog Number: MEM2-HSN-SA-60-840-U-T2R-HSS
Description: EPIC MODERN SHORT HOUSING DISCRETE LED ARRAYS 60W 80CRI 4000K
FITXURE w/ TYPE II ROADWAY DISTRIBUTION OPTIC AND HOUSE SIDE SHIELD
Light Source: (10) 4000K CCT, 80 CRI LEDS
Ballast/Driver: ELECTRONIC DRIVER

Summary

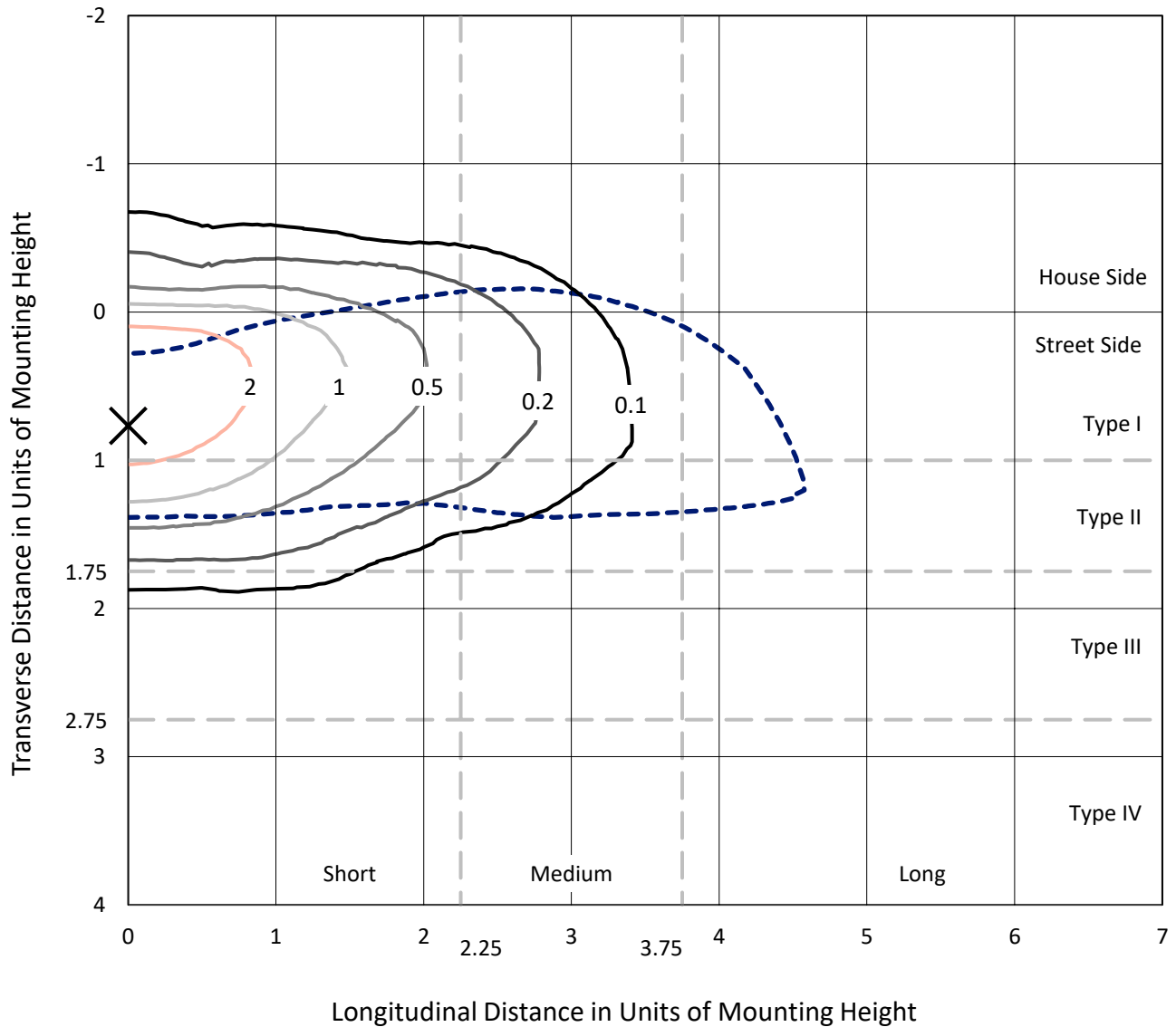
Lumens per Lamp: N/A
Luminaire Lumens: 4242.5 lumens
Efficiency: N/A
Efficacy: 96.4 lumens/watt
Luminous Opening: Rectangular (W 0.33' x L: 0.33' x H: 0')
IES Classification: Type II - Short
BUG Rating: B1 - U0 - G1

Input Watts (W): 44
Input Voltage (V): 120
Input Current (A_{in}): NR
Voltage Rise (V): NR
Power Factor: 0.99
Total Harmonic Distortion (THDi): 6.91%
Frequency (hertz): 60
Stabilization Time: NR
Operation Time: NR
Ambient Temperature (°C): NR
Test Distance: 24 FT

REPORT NUMBER: P870279
 CATALOG NUMBER: MEM2-HSN-SA-60-840-U-T2R-HSS

Iso-Footcandle Lines of Horizontal Illumination

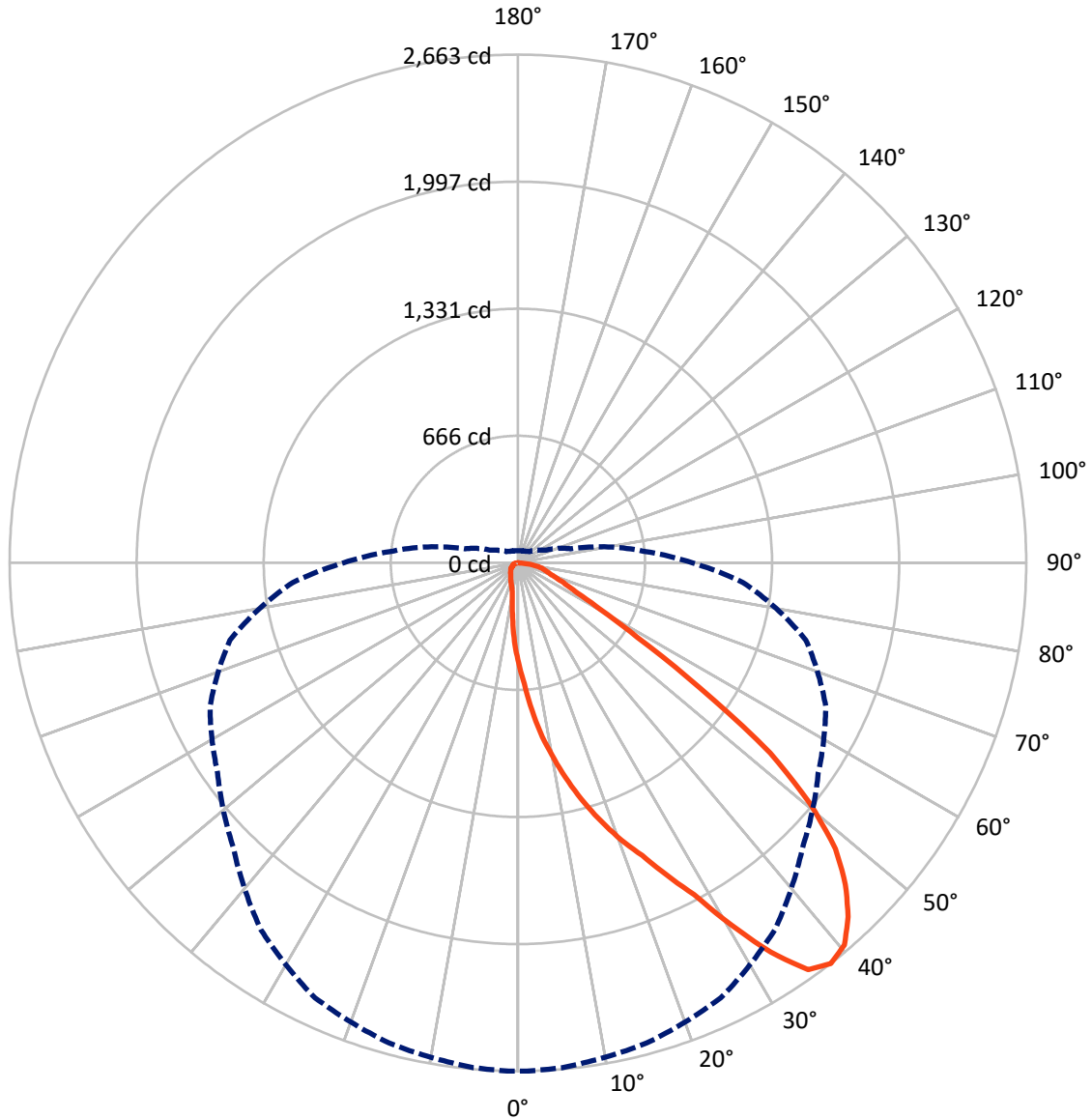
× Max cd
 - - - 1/2 Max cd



Based on 20 foot mounting height. Maximum calculated value = 3.6 fc
 Type II - Short - N/A

REPORT NUMBER: P870279
CATALOG NUMBER: MEM2-HSN-SA-60-840-U-T2R-HSS

Luminous Intensity Polar Plot



— Vertical Plane Through 0-Deg Lateral - - - Horizontal Cone Through 37.5-Deg Vertical

REPORT NUMBER: P870279

CATALOG NUMBER: MEM2-HSN-SA-60-840-U-T2R-HSS

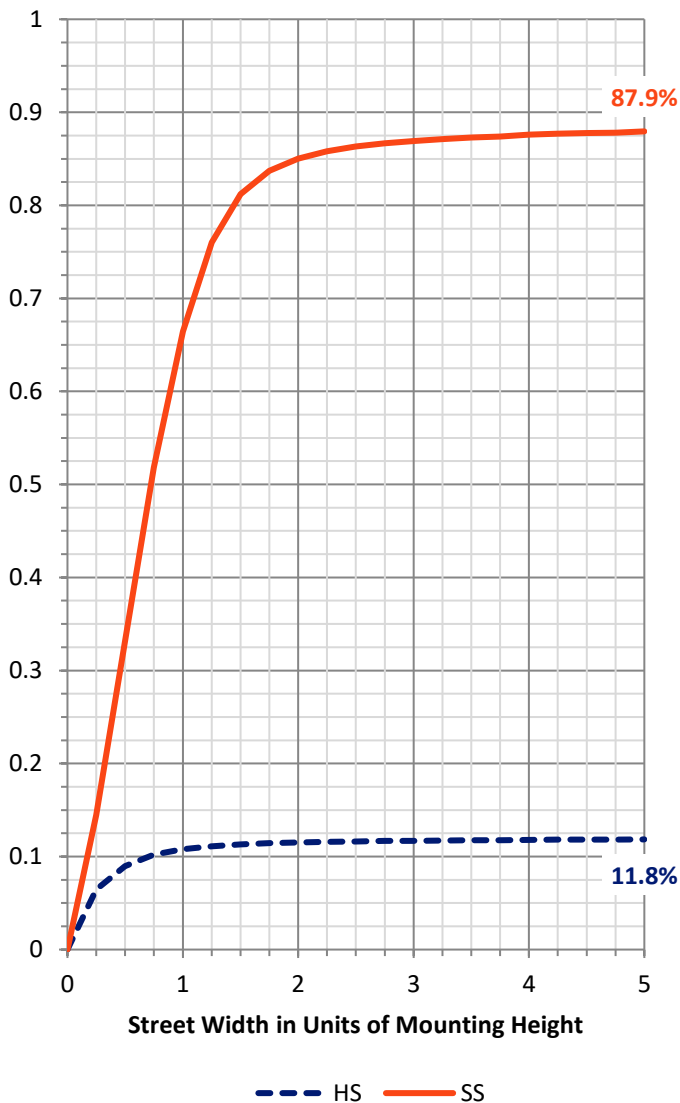
FLUX DISTRIBUTION:

		Downward	Upward	Total
House Side	Lumens	506.0	0.0	506.0
	% Fixture	11.9	0.0	11.9
Street Side	Lumens	3736.5	0.0	3736.5
	% Fixture	88.1	0.0	88.1
Total	Lumens	4242.5	0.0	4242.5
	% Fixture	100.0	0.0	100.0

ZONAL LUMENS:

Zone	Lumens	% Fixture
0°-10°	52.7	1.2
10°-20°	184.4	4.3
20°-30°	380.4	9.0
30°-40°	669.3	15.8
40°-50°	908.7	21.4
50°-60°	900.4	21.2
60°-70°	693.2	16.3
70°-80°	402.3	9.5
80°-90°	51.2	1.2
90°-100°	0.0	0.0
100°-110°	0.0	0.0
110°-120°	0.0	0.0
120°-130°	0.0	0.0
130°-140°	0.0	0.0
140°-150°	0.0	0.0
150°-160°	0.0	0.0
160°-170°	0.0	0.0
170°-180°	0.0	0.0
0°-90°	4242.5	100.0
0°-180°	4242.5	100.0

Coefficient of Utilization



REPORT NUMBER: P870279

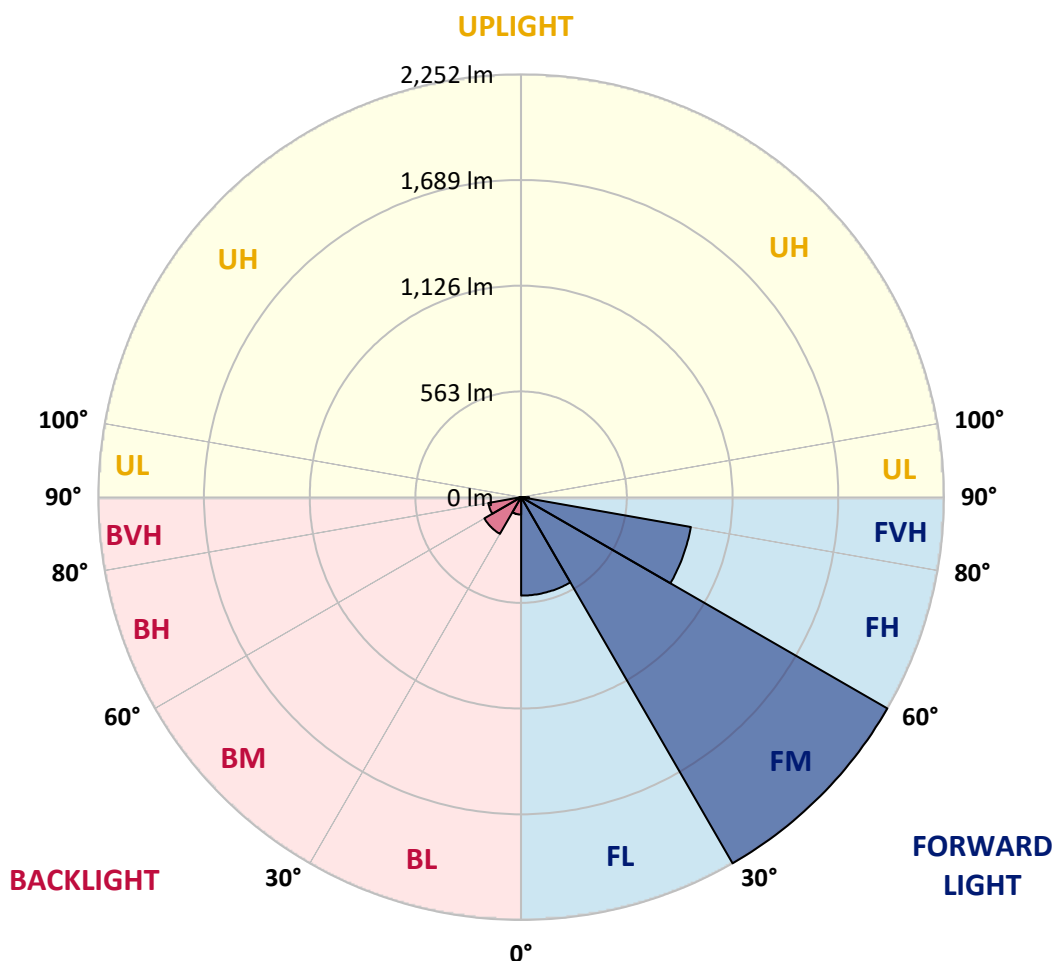
CATALOG NUMBER: MEM2-HSN-SA-60-840-U-T2R-HSS

LUMINAIRE CLASSIFICATION SYSTEM LUMEN TABLE AND BUG RATING:

Zone	Lumens	% Fixture	Zone Rating/Lumen Limit		
			B	U	G
FL (0°-30°)	524.4	12.4			
FM (30°-60°)	2252.4	53.1			
FH (60°-80°)	917.9	21.6			G1/1800
FVH (80°-90°)	41.7	1.0			G1/100
BL (0°-30°)	93.0	2.2	B0/110		
BM (30°-60°)	226.0	5.3	B1/1000		
BH (60°-80°)	177.5	4.2	B1/500		G1/500
BVH (80°-90°)	9.4	0.2			G0/10
UL (90°-100°)	0.0	0.0		U0/0	
UH (100°-180°)	0.0	0.0		U0/0	

BUG Rating: B1-U0-G1

Type II Short





REPORT NUMBER: P870279

CATALOG NUMBER: MEM2-HSN-SA-60-840-U-T2R-HSS

CANDELA DISTRIBUTION (FULL):

	0°	1°	5°	15°	25°	35°	45°	55°	65°	75°	85°
0°	525.7	525.7	525.7	525.7	525.7	525.7	525.7	525.7	525.7	525.7	525.7
2.5°	633.4	642.9	635.8	629.9	621.6	613.3	601.5	588.5	571.9	551.8	534.0
5°	776.7	781.4	779.1	775.5	749.5	724.6	699.8	669.0	626.3	588.5	548.2
7.5°	920.0	917.6	911.7	901.0	877.4	848.9	803.9	753.0	692.6	626.3	563.6
10°	1045.5	1049.0	1044.3	1027.7	998.1	959.1	904.6	846.6	764.9	672.5	584.9
12.5°	1176.9	1179.3	1179.3	1143.8	1123.6	1063.2	1005.2	927.1	835.9	729.4	609.8
15°	1306.0	1301.2	1301.2	1277.6	1242.0	1174.5	1109.4	1014.7	911.7	782.6	638.2
17.5°	1429.1	1431.5	1420.8	1394.8	1360.4	1295.3	1214.8	1110.6	986.3	846.6	667.8
20°	1551.1	1544.0	1539.2	1513.2	1476.5	1399.5	1322.5	1204.1	1073.9	918.8	709.2
22.5°	1664.7	1668.3	1656.4	1615.0	1580.7	1510.8	1423.2	1314.3	1166.3	991.0	754.2
25°	1811.5	1799.7	1810.4	1760.6	1707.3	1624.5	1525.0	1417.3	1266.9	1079.8	809.9
27.5°	1967.8	1974.9	1969.0	1914.6	1842.3	1731.0	1626.8	1512.0	1368.7	1163.9	872.6
30°	2201.1	2197.5	2198.7	2117.0	1997.4	1864.8	1736.9	1611.4	1470.5	1266.9	946.0
32.5°	2432.0	2445.0	2413.0	2340.8	2203.5	2003.4	1847.1	1707.3	1568.8	1355.7	1020.6
35°	2617.9	2614.3	2601.3	2520.8	2384.6	2190.4	1972.6	1813.9	1673.0	1464.6	1103.5
37.5°	2662.8	2662.8	2654.6	2604.8	2514.8	2346.7	2108.7	1920.5	1779.6	1561.7	1184.0
40°	2633.2	2627.3	2622.6	2589.4	2540.9	2441.4	2252.0	2030.6	1893.2	1687.2	1272.8
42.5°	2536.2	2537.3	2531.4	2512.5	2486.4	2448.5	2340.8	2147.8	2004.5	1805.6	1360.4
45°	2405.9	2408.3	2401.2	2398.8	2385.8	2385.8	2360.9	2240.2	2109.9	1926.4	1456.3
47.5°	2239.0	2237.8	2234.2	2228.3	2254.4	2282.8	2305.3	2292.3	2203.5	2056.6	1542.8
50°	1984.4	1982.0	1992.7	2022.3	2086.2	2149.0	2215.3	2276.9	2270.9	2177.4	1647.0
52.5°	1654.1	1638.7	1650.5	1741.7	1873.1	2012.8	2106.4	2203.5	2305.3	2305.3	1750.0
55°	1156.8	1169.8	1176.9	1310.7	1570.0	1810.4	1974.9	2100.4	2292.3	2407.1	1863.6
57.5°	736.5	741.2	762.5	907.0	1211.2	1512.0	1803.3	2009.3	2243.7	2492.4	1977.3
60°	496.1	479.5	496.1	579.0	871.4	1186.4	1551.1	1894.4	2173.9	2553.9	2102.8
62.5°	350.5	349.3	354.0	402.6	621.6	891.6	1234.9	1739.3	2118.2	2557.5	2196.3
65°	283.0	274.7	278.2	305.5	416.8	653.6	905.8	1458.7	2068.5	2494.7	2242.5
67.5°	227.3	223.8	226.1	243.9	312.6	491.4	638.2	1109.4	1963.1	2388.2	2216.5
70°	185.9	187.1	188.3	206.0	248.6	371.8	455.8	761.3	1738.1	2267.4	2099.3
72.5°	161.0	161.0	162.2	174.1	208.4	294.8	344.5	494.9	1406.6	2137.1	1883.8
75°	142.1	142.1	142.1	152.7	177.6	236.8	267.6	338.6	1010.0	1895.6	1558.2
77.5°	123.1	124.3	124.3	133.8	152.7	184.7	206.0	234.4	644.1	1464.6	1179.3
80°	94.7	94.7	95.9	106.6	130.2	144.4	151.6	165.8	338.6	920.0	748.3
82.5°	66.3	67.5	67.5	68.7	87.6	88.8	81.7	82.9	123.1	305.5	284.2
85°	7.1	8.3	9.5	9.5	15.4	18.9	20.1	18.9	20.1	35.5	35.5
87.5°	0.0	0.0	0.0	0.0	1.2	2.4	2.4	3.6	3.6	3.6	3.6
90°	0.0	0.0	0.0	0.0	0.0	0.0	0.0	0.0	0.0	0.0	0.0



REPORT NUMBER: P870279

CATALOG NUMBER: MEM2-HSN-SA-60-840-U-T2R-HSS

CANDELA DISTRIBUTION (continued):

	90°	95°	105°	115°	125°	135°	145°	155°	165°	175°	180°
0°	525.7	525.7	525.7	525.7	525.7	525.7	525.7	525.7	525.7	525.7	525.7
2.5°	524.5	516.2	498.5	483.1	468.9	457.0	448.7	438.1	429.8	429.8	434.5
5°	528.1	509.1	472.4	438.1	410.9	384.8	361.1	345.7	333.9	326.8	326.8
7.5°	532.8	504.4	448.7	396.6	354.0	312.6	275.9	258.1	240.4	234.4	235.6
10°	542.3	502.0	427.4	359.9	296.0	243.9	208.4	189.4	180.0	175.2	175.2
12.5°	552.9	502.0	404.9	318.5	243.9	190.6	169.3	155.1	150.4	148.0	145.6
15°	567.1	504.4	386.0	274.7	198.9	161.0	145.6	137.3	132.6	130.2	130.2
17.5°	583.7	506.8	365.9	239.2	169.3	142.1	130.2	124.3	119.6	117.2	117.2
20°	605.0	512.7	345.7	207.2	148.0	130.2	119.6	113.7	108.9	107.7	106.6
22.5°	631.1	522.2	325.6	181.2	133.8	118.4	108.9	104.2	100.6	98.3	98.3
25°	661.9	534.0	310.2	162.2	123.1	110.1	101.8	95.9	92.4	91.2	91.2
27.5°	704.5	554.1	294.8	148.0	114.8	101.8	93.5	88.8	85.2	84.1	82.9
30°	744.7	579.0	287.7	144.4	108.9	94.7	88.8	82.9	79.3	78.1	77.0
32.5°	796.8	607.4	283.0	144.4	106.6	90.0	82.9	78.1	74.6	73.4	72.2
35°	852.5	640.6	283.0	149.2	107.7	86.4	78.1	73.4	69.9	67.5	67.5
37.5°	912.9	673.7	285.3	156.3	111.3	84.1	73.4	68.7	65.1	63.9	63.9
40°	976.8	718.7	290.1	162.2	114.8	82.9	68.7	65.1	61.6	59.2	59.2
42.5°	1036.0	754.2	298.4	169.3	117.2	81.7	65.1	61.6	58.0	56.8	56.8
45°	1104.7	793.3	305.5	174.1	117.2	78.1	61.6	58.0	55.6	54.5	53.3
47.5°	1159.2	825.3	309.0	176.4	114.8	74.6	58.0	55.6	53.3	50.9	52.1
50°	1225.5	859.6	314.9	177.6	110.1	69.9	55.6	52.1	49.7	48.5	48.5
52.5°	1289.4	893.9	319.7	175.2	104.2	63.9	52.1	49.7	47.4	45.0	45.0
55°	1365.2	931.8	326.8	171.7	94.7	58.0	48.5	46.2	42.6	41.4	40.3
57.5°	1451.6	981.5	332.7	164.6	82.9	52.1	46.2	42.6	37.9	35.5	35.5
60°	1530.9	1038.4	337.4	146.8	72.2	48.5	42.6	39.1	34.3	33.2	33.2
62.5°	1616.2	1097.6	337.4	116.0	61.6	43.8	40.3	36.7	32.0	30.8	30.8
65°	1675.4	1150.9	326.8	86.4	52.1	41.4	39.1	34.3	29.6	28.4	28.4
67.5°	1692.0	1184.0	297.2	61.6	45.0	39.1	36.7	32.0	28.4	26.0	26.0
70°	1638.7	1158.0	242.7	47.4	39.1	35.5	33.2	29.6	26.0	24.9	24.9
72.5°	1485.9	1058.5	181.2	40.3	34.3	33.2	30.8	27.2	24.9	23.7	23.7
75°	1244.4	879.7	127.9	35.5	32.0	29.6	27.2	24.9	22.5	22.5	22.5
77.5°	942.5	635.8	79.3	32.0	27.2	27.2	24.9	22.5	21.3	20.1	20.1
80°	608.6	401.4	45.0	22.5	18.9	20.1	17.8	15.4	15.4	14.2	14.2
82.5°	258.1	158.7	23.7	13.0	9.5	8.3	5.9	5.9	4.7	4.7	4.7
85°	26.0	9.5	4.7	3.6	3.6	2.4	2.4	2.4	2.4	1.2	1.2
87.5°	3.6	3.6	3.6	2.4	2.4	2.4	1.2	1.2	1.2	1.2	1.2
90°	0.0	0.0	0.0	0.0	0.0	0.0	0.0	0.0	0.0	0.0	0.0

Cooper Lighting Solutions Photometric Lab
1121 Highway 74 South
Peachtree City, GA 30269



LM-79-2019: Approved Method: Electrical and Photometric Measurements of Solid-
State Lighting Products

Report Prepared for

Cooper Lighting Solutions

Streetworks

Report Number: SP1-2407-157-8

Test Date: 09/05/2024

Luminaire Tested: MEM2-HTN-SA-40-840-U-5WQ

Data in this report applies to families of products including MEM2-HTN-SA-40-840-U-5WQ

Test Information

Test Method: LM-79-2019
 Report Number: SP1-2407-157-8
 Test Lab: COOPER LIGHTING SOLUTIONS
 Photometer: SP1 - 76IN SPHERE
 Measurement Geometry: 4π
 Issue Date: 09/05/2024
 Manufacturer: COOPER LIGHTING SOLUTIONS
 Product Line: Streetworks
 Catalog Number: **MEM2-HTN-SA-40-840-U-5WQ**
 Description: Epic Modern Light Square 40W 5WQ Optic

Spectral Parameters

CCT (K): 3996
 CIE u': 0.2245
 CIE v': 0.5031
 Duv: 0.0012
 CIE x: 0.3815
 CIE y: 0.3799
 CIE z: 0.2386
 Peak Wavelength (nm): 449
 Dominant Wavelength (nm): 578
 Purity: 28.49233
 Rf: 82.6
 Rg: 95.1

CRI (Ra):	80.6		
R1:	78.1	R9:	-5.8
R2:	87.1	R10:	70.3
R3:	94.5	R11:	78.7
R4:	79.7	R12:	60.5
R5:	78.7	R13:	80.2
R6:	82.7	R14:	97.2
R7:	84.3	R15:	70.6
R8:	59.5		



Test Conditions

Stabilization Time: 29M
 Operation Time: 1H 29M
 Sphere Temperature (°C): 24.3

REPORT NUMBER: SP1-2407-157-8

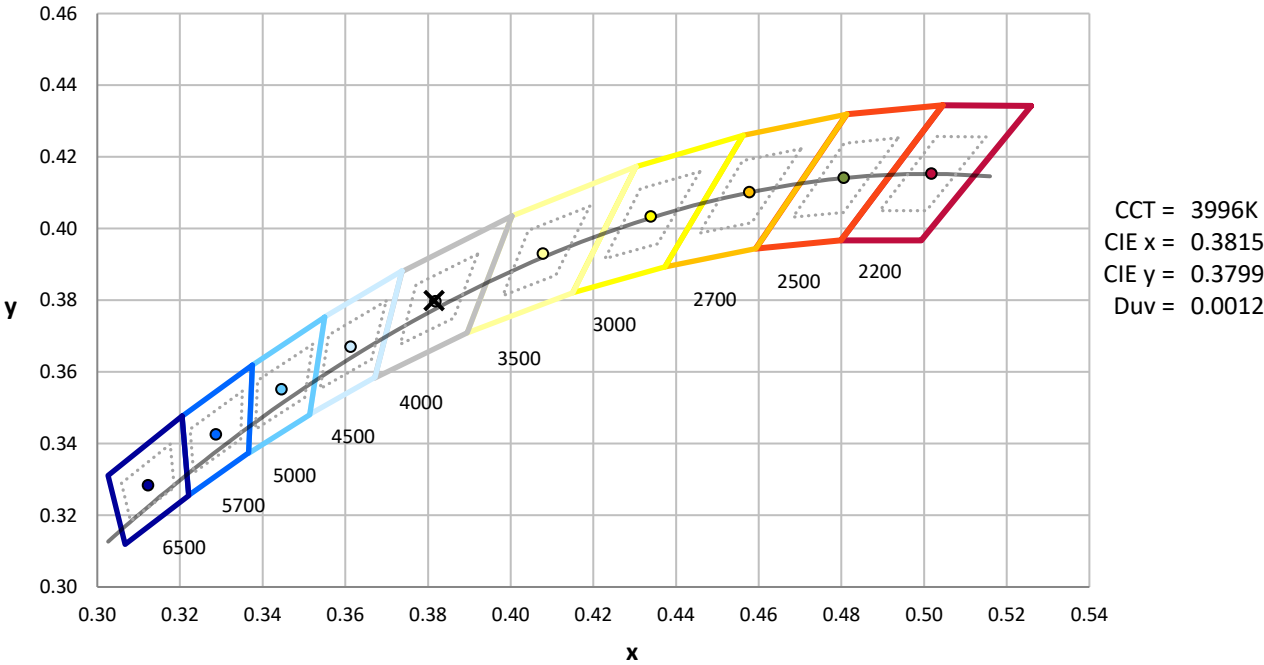
Measurement and Test Equipment			
Instrument	Identification Number	Calibration Date	Calibration Due Date
Photometer	IN0058	6/18/2024	12/18/2024
Power Meter	INXT2011004	2/8/2024	2/8/2025
AC Power Source	IN0063	10/24/2023	10/24/2024
DC Power Source	IN0208	10/24/2023	10/24/2024
Sphere Thermometer	IN0085	10/24/2023	10/24/2024
Room Thermometer	IN0046	10/24/2023	10/24/2024

REPORT NUMBER: SP1-2407-157-8

CIE 1931 Chromaticity Diagram



CIE 1931 Chromaticity Diagram with 2017 ANSI 7-Step and 4-Step Quadrangles



Point lies inside the ANSI 4000K 4-step quadrangle

REPORT NUMBER: SP1-2407-157-8

Photopic Flux vs. Wavelength



Photopic Lumens: NR

λ (nm)	Power W [^] /nm	Lumens (φ/nm)	λ (nm)	Power W [^] /nm	Lumens (φ/nm)	λ (nm)	Power W [^] /nm	Lumens (φ/nm)	λ (nm)	Power W [^] /nm	Lumens (φ/nm)	λ (nm)	Power W [^] /nm	Lumens (φ/nm)
360	0	NR	490	289	NR	620	725	NR	750	17	NR	880	0	NR
365	0	NR	495	351	NR	625	673	NR	755	15	NR	885	0	NR
370	0	NR	500	414	NR	630	619	NR	760	13	NR	890	0	NR
375	0	NR	505	470	NR	635	562	NR	765	11	NR	895	0	NR
380	0	NR	510	513	NR	640	506	NR	770	9	NR	900	0	NR
385	0	NR	515	546	NR	645	452	NR	775	8	NR	905	0	NR
390	0	NR	520	571	NR	650	400	NR	780	7	NR	910	0	NR
395	1	NR	525	592	NR	655	352	NR	785	6	NR	915	0	NR
400	3	NR	530	606	NR	660	307	NR	790	5	NR	920	0	NR
405	6	NR	535	624	NR	665	267	NR	795	4	NR	925	0	NR
410	12	NR	540	642	NR	670	231	NR	800	4	NR	930	0	NR
415	22	NR	545	663	NR	675	199	NR	805	3	NR	935	0	NR
420	44	NR	550	686	NR	680	171	NR	810	3	NR	940	0	NR
425	83	NR	555	713	NR	685	146	NR	815	2	NR	945	0	NR
430	150	NR	560	745	NR	690	125	NR	820	2	NR	950	0	NR
435	267	NR	565	774	NR	695	106	NR	825	2	NR	955	0	NR
440	466	NR	570	806	NR	700	90	NR	830	1	NR	960	0	NR
445	804	NR	575	835	NR	705	76	NR	835	1	NR	965	0	NR
450	1000	NR	580	858	NR	710	65	NR	840	1	NR	970	0	NR
455	715	NR	585	875	NR	715	55	NR	845	1	NR	975	0	NR
460	492	NR	590	884	NR	720	47	NR	850	1	NR	980	0	NR
465	402	NR	595	880	NR	725	40	NR	855	1	NR	985	0	NR
470	288	NR	600	868	NR	730	34	NR	860	1	NR	990	0	NR
475	226	NR	605	844	NR	735	28	NR	865	1	NR	995	0	NR
480	227	NR	610	814	NR	740	24	NR	870	0	NR	1000	0	NR
485	248	NR	615	771	NR	745	20	NR	875	0	NR			

REPORT NUMBER: SP1-2407-157-8

Scotopic Flux vs. Wavelength



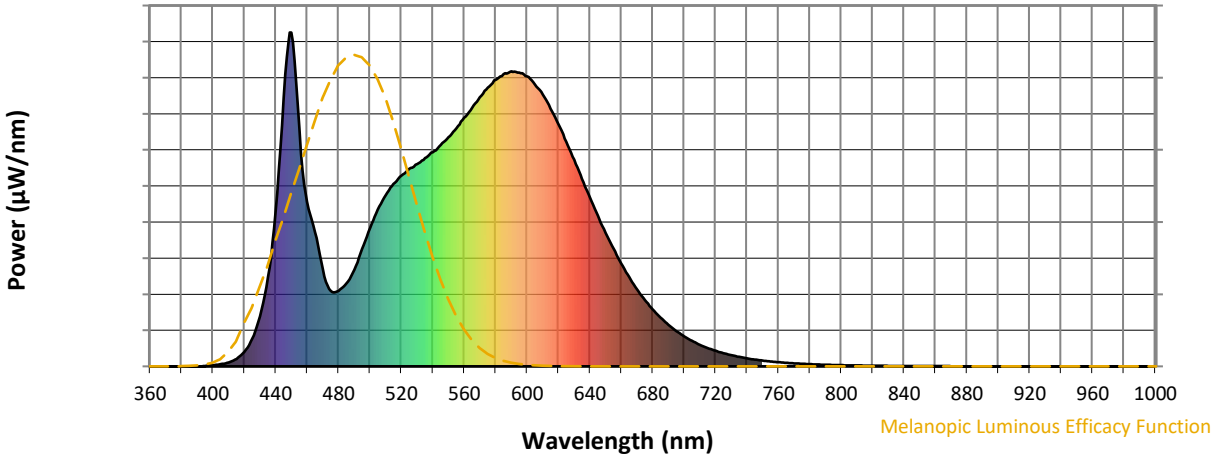
Scotopic Lumens: NR

S/P: 1.66

λ (nm)	Power W [^] /nm	Lumens (φ/nm)	λ (nm)	Power W [^] /nm	Lumens (φ/nm)	λ (nm)	Power W [^] /nm	Lumens (φ/nm)	λ (nm)	Power W [^] /nm	Lumens (φ/nm)	λ (nm)	Power W [^] /nm	Lumens (φ/nm)
360	0	NR	490	289	NR	620	725	NR	750	17	NR	880	0	NR
365	0	NR	495	351	NR	625	673	NR	755	15	NR	885	0	NR
370	0	NR	500	414	NR	630	619	NR	760	13	NR	890	0	NR
375	0	NR	505	470	NR	635	562	NR	765	11	NR	895	0	NR
380	0	NR	510	513	NR	640	506	NR	770	9	NR	900	0	NR
385	0	NR	515	546	NR	645	452	NR	775	8	NR	905	0	NR
390	0	NR	520	571	NR	650	400	NR	780	7	NR	910	0	NR
395	1	NR	525	592	NR	655	352	NR	785	6	NR	915	0	NR
400	3	NR	530	606	NR	660	307	NR	790	5	NR	920	0	NR
405	6	NR	535	624	NR	665	267	NR	795	4	NR	925	0	NR
410	12	NR	540	642	NR	670	231	NR	800	4	NR	930	0	NR
415	22	NR	545	663	NR	675	199	NR	805	3	NR	935	0	NR
420	44	NR	550	686	NR	680	171	NR	810	3	NR	940	0	NR
425	83	NR	555	713	NR	685	146	NR	815	2	NR	945	0	NR
430	150	NR	560	745	NR	690	125	NR	820	2	NR	950	0	NR
435	267	NR	565	774	NR	695	106	NR	825	2	NR	955	0	NR
440	466	NR	570	806	NR	700	90	NR	830	1	NR	960	0	NR
445	804	NR	575	835	NR	705	76	NR	835	1	NR	965	0	NR
450	1000	NR	580	858	NR	710	65	NR	840	1	NR	970	0	NR
455	715	NR	585	875	NR	715	55	NR	845	1	NR	975	0	NR
460	492	NR	590	884	NR	720	47	NR	850	1	NR	980	0	NR
465	402	NR	595	880	NR	725	40	NR	855	1	NR	985	0	NR
470	288	NR	600	868	NR	730	34	NR	860	1	NR	990	0	NR
475	226	NR	605	844	NR	735	28	NR	865	1	NR	995	0	NR
480	227	NR	610	814	NR	740	24	NR	870	0	NR	1000	0	NR
485	248	NR	615	771	NR	745	20	NR	875	0	NR			

REPORT NUMBER: SP1-2407-157-8

Melanopic Flux vs. Wavelength



Melanopic Lumens: NR

M/P: 3.37

λ (nm)	Power W [^] /nm	Lumens (φ/nm)	λ (nm)	Power W [^] /nm	Lumens (φ/nm)	λ (nm)	Power W [^] /nm	Lumens (φ/nm)	λ (nm)	Power W [^] /nm	Lumens (φ/nm)	λ (nm)	Power W [^] /nm	Lumens (φ/nm)
360	0	NR	490	289	NR	620	725	NR	750	17	NR	880	0	NR
365	0	NR	495	351	NR	625	673	NR	755	15	NR	885	0	NR
370	0	NR	500	414	NR	630	619	NR	760	13	NR	890	0	NR
375	0	NR	505	470	NR	635	562	NR	765	11	NR	895	0	NR
380	0	NR	510	513	NR	640	506	NR	770	9	NR	900	0	NR
385	0	NR	515	546	NR	645	452	NR	775	8	NR	905	0	NR
390	0	NR	520	571	NR	650	400	NR	780	7	NR	910	0	NR
395	1	NR	525	592	NR	655	352	NR	785	6	NR	915	0	NR
400	3	NR	530	606	NR	660	307	NR	790	5	NR	920	0	NR
405	6	NR	535	624	NR	665	267	NR	795	4	NR	925	0	NR
410	12	NR	540	642	NR	670	231	NR	800	4	NR	930	0	NR
415	22	NR	545	663	NR	675	199	NR	805	3	NR	935	0	NR
420	44	NR	550	686	NR	680	171	NR	810	3	NR	940	0	NR
425	83	NR	555	713	NR	685	146	NR	815	2	NR	945	0	NR
430	150	NR	560	745	NR	690	125	NR	820	2	NR	950	0	NR
435	267	NR	565	774	NR	695	106	NR	825	2	NR	955	0	NR
440	466	NR	570	806	NR	700	90	NR	830	1	NR	960	0	NR
445	804	NR	575	835	NR	705	76	NR	835	1	NR	965	0	NR
450	1000	NR	580	858	NR	710	65	NR	840	1	NR	970	0	NR
455	715	NR	585	875	NR	715	55	NR	845	1	NR	975	0	NR
460	492	NR	590	884	NR	720	47	NR	850	1	NR	980	0	NR
465	402	NR	595	880	NR	725	40	NR	855	1	NR	985	0	NR
470	288	NR	600	868	NR	730	34	NR	860	1	NR	990	0	NR
475	226	NR	605	844	NR	735	28	NR	865	1	NR	995	0	NR
480	227	NR	610	814	NR	740	24	NR	870	0	NR	1000	0	NR
485	248	NR	615	771	NR	745	20	NR	875	0	NR			

Summary

$R_f = 82.6$
 $R_g = 95.1$
 CIE $R_a = 80.6$
 $R_g = -5.8$



Color Vector Graphics

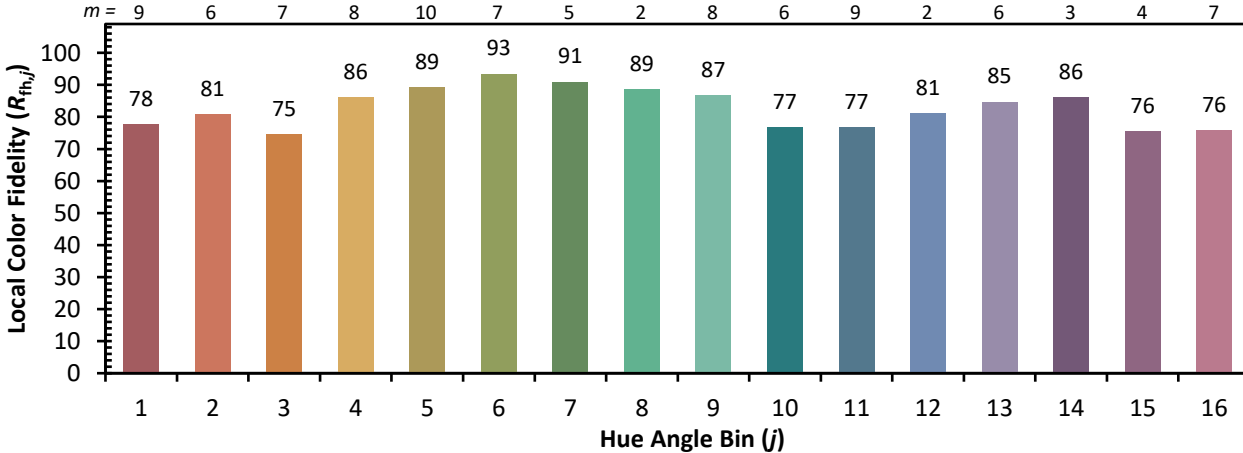


Individual Sample Fidelity Index ($R_{f,i}$)

CES01 = 85	CES26 = 79	CES51 = 94	CES76 = 72
CES02 = 61	CES27 = 93	CES52 = 94	CES77 = 82
CES03 = 31	CES28 = 90	CES53 = 88	CES78 = 71
CES04 = 69	CES29 = 83	CES54 = 89	CES79 = 91
CES05 = 48	CES30 = 95	CES55 = 88	CES80 = 88
CES06 = 50	CES31 = 86	CES56 = 84	CES81 = 80
CES07 = 40	CES32 = 78	CES57 = 84	CES82 = 95
CES08 = 39	CES33 = 90	CES58 = 84	CES83 = 95
CES09 = 29	CES34 = 85	CES59 = 90	CES84 = 90
CES10 = 74	CES35 = 92	CES60 = 91	CES85 = 78
CES11 = 57	CES36 = 85	CES61 = 87	CES86 = 73
CES12 = 63	CES37 = 91	CES62 = 87	CES87 = 83
CES13 = 42	CES38 = 95	CES63 = 84	CES88 = 86
CES14 = 74	CES39 = 98	CES64 = 78	CES89 = 76
CES15 = 71	CES40 = 94	CES65 = 75	CES90 = 87
CES16 = 46	CES41 = 98	CES66 = 75	CES91 = 72
CES17 = 49	CES42 = 92	CES67 = 73	CES92 = 62
CES18 = 56	CES43 = 88	CES68 = 77	CES93 = 78
CES19 = 71	CES44 = 99	CES69 = 82	CES94 = 60
CES20 = 65	CES45 = 93	CES70 = 72	CES95 = 70
CES21 = 86	CES46 = 90	CES71 = 67	CES96 = 82
CES22 = 78	CES47 = 95	CES72 = 89	CES97 = 90
CES23 = 91	CES48 = 84	CES73 = 65	CES98 = 84
CES24 = 90	CES49 = 89	CES74 = 93	CES99 = 73
CES25 = 71	CES50 = 94	CES75 = 69	



Color Rendition by Hue-Angle Bin



Measure Comparisons



(END OF REPORT)